



PRESENTS

STACK BOX

SNOW/SLIDE

OUR STORY

Part childhood nostalgia, part sponsorship activation, part amusement ride, part ski resort...

This was our vision for Stack Box Snow Slides!



Equipped for the ever changing seasons in any climate, these impressive slides are designed to create an exhilarating all weather snow tubing experience even when there is no real snow available! Stack Box Snow Slides were the evolution of decades of synthetic ice rink rentals/installations and us wanting to give our clients more winter experiences in bigger and better ways they never deemed imaginable.

Designed and fabricated in the United States of America from top grade extruded aluminum and countless hours of engineering and R&D, Stack Box Snow Slides are built to stand up to the elements while bringing an unforgettable winter experience to any environment.

WHAT IS STACK BOX SNOW SLIDE?

Artificial Ice Events' Stack Box Snow Slide utilizes strategically stacked shipping containers, a proprietary beam system, decking, railings and custom stair cases to create the ULTIMATE snowy summit. Our slides can be configured in 20 foot or 40 foot widths for between 3-5 lanes of snow tubing fun.

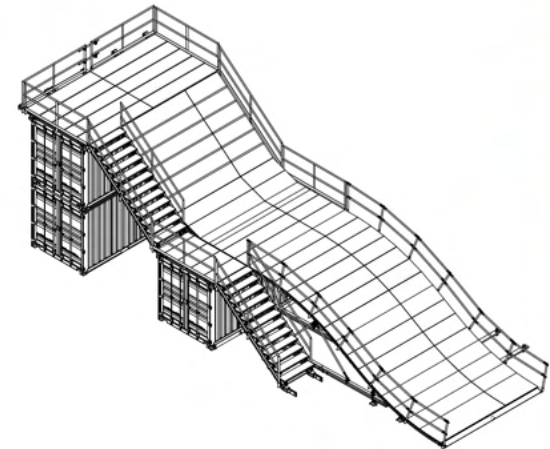
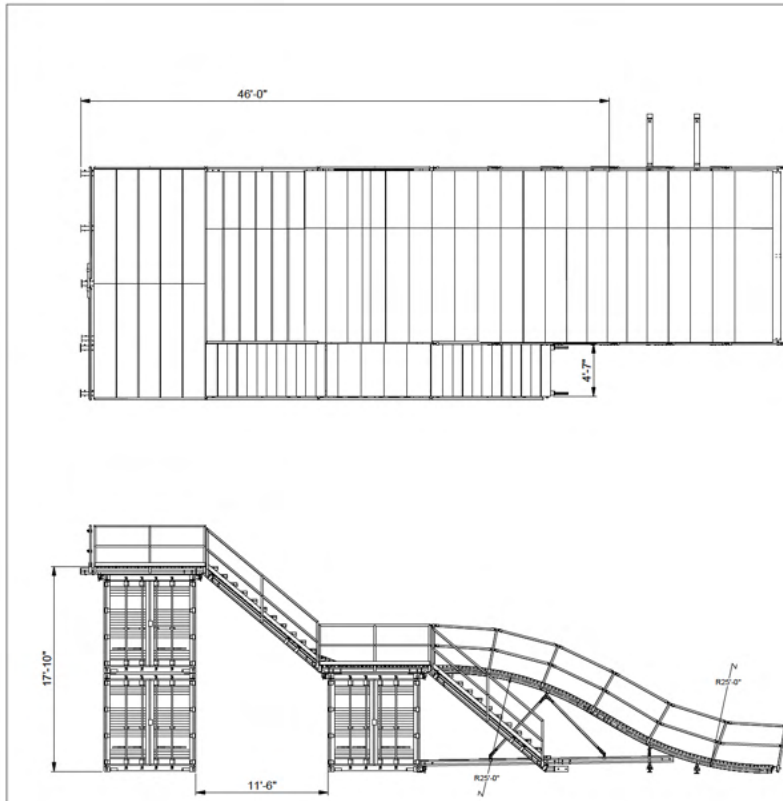
Our Stack Box Snow Slide can be used with real or artificial snow. Snow tubes are included and custom branding will have your consumers saying SNOW-M-G!

BENEFITS

- Can use with synthetic snow surface or actual snow surface
- High Throughput Revenue
- Generating Attraction
- Family Friendly
- Dynamic Social content and engagement
- Physically distant small groups
- Visually enhance the landscape
- Year round and all weather
- Indoor or outdoor usage
- Custom branding options
- Word of mouth return customers



SPECIFICATIONS



- NOTES:
- LOADING SPECIFICATIONS
DEAD LOAD
NOT TO EXCEED 50 LB/SQ. FT. MAX ON A SINGLE WORKING DECK.
LIVE LOAD:
RAMP HAS BEEN DESIGNED TO ACCOMMODATE LIVE LOADS ASSOCIATED WITH AN ORGANIZED OPERATIONS PLAN. IT IS ANTICIPATED THAT:
1. NO MORE THAN 15 PEOPLE WILL BE ON STAIRS AT ANY ONE TIME.
2. NO MORE THAN 15 PEOPLE ON TOP OF THE RAMP AND
3. NO MORE THAN 1 PERSON SLIDING DOWN THE RAMP IN EACH SLED CHANNEL AT A TIME.
4. NO MORE THAN 6 SLEDDING CHANNELS CONSTRUCTED ON THE RAMP.
 - SNOW SHOULD BE APPLIED EVENLY ACROSS THE SURFACE OF THE RAMP, NOT TO EXCEED THE MAXIMUM DEAD LOAD CAPACITY OF THE RAMP.
 - THE STRUCTURES HAVE BEEN DESIGNED TO WITHSTAND A MAXIMUM WIND SPEED OF 75 MPH.
 - ANY CHANGES TO THE STRUCTURE ARE TO BE APPROVED BY ENGINEER OF RECORD.



ITEM	QTY	STOCK NUMBER	DESCRIPTION
1	150	3/4"x4" PN	3/4"x4" SQUARE RETAINER LOCKING PIN 87143M52
2	28	4698789	ADJUSTABLE ANGLE CROSS 1 1/2" PIPE
3	5	AB-SC-28FT	ANGLE BRACKET CLEVIS ONE SIDE-28 FOOT
4	8	AC-ANG TRANS	ANCHOR CLIP ANGLED TRANSITION
5	4	AE10000A-1GA	DOUBLE CONE TWIST LOCKS
6	4	BC-25R-2FT EXT	BEAM CONNECTOR-25FT RADIUS-NO 2FT EXTENSION
7	16	BC-40DEG-8R-8TS	BEAM CONNECTOR-40 DEGREE-8R 13'1/2"
8	4	BC-ANG TRANS	BEAM CONNECTOR-ANGLED TRANSITION
9	6	BC-END	BEAM CONNECTOR-END
10	1	BC-RAMP END TRANS	BEAM CONNECTOR RAMP END TRANSITION
11	12	BC-S	BEAM CONNECTOR-STRAIGHT
12	6	BM-6	8FT EXTRUDED BEAM
13	10	BM-15	10 FT EXTRUDED BEAM
14	12	BM-12	12 FT EXTRUDED BEAM
15	8	BM-25R-X0DEG-15	BEAM 25FT RADIUS-30 DEG-1 STRAIGHT END
16	68	CMB	CLEVIS BRACKET FOR EXTRUDED BEAMS
17	4	CL	BEAM CLEVIS LINK
18	147	DC-AP	DECK CLIP ANCHOR PLATE
19	168	DC-6B	DECK CLIP-EXTRUDED BEAM
20	25	DP-15X4-8TS	12" WIDE x 54.875 LONG DECK PLANK
21	4	DP-24-54-8TS*	24"WIDEx54.875" LONG DECK PLANK
22	28	DP-24-60*	24"WIDE x 60" LONG DECK PLANK
23	20	DP-24-119-25	24"WIDEx119.25 LONG DECK PLANK
24	2	GB	GROUND BRACKET
25	3	GP-30	20R x 8FT x 8.5 FT SHIPPING CONTAINER
26	4	HOLLAENDER 145 OFFSET CROSS	HOLLAENDER 145 OFFSET CROSS
27	14	POST 1-49	STRAIGHT RAIL POST 1 1/2" SCH 80 X 48 IN
28	5	RAIL 40DEGx114.75IN	RAIL- 40 DEGREE BY 114.75 LONG
29	6	RAIL 114.75 IN	RAIL 114.75 IN RAILING EXTRUDED BEAM
30	2	RAIL HORZ- 36	STRAIGHT RAIL POST 1 1/2" SCH 40 x 36 IN
31	14	RAIL HORZ- 48	STRAIGHT RAIL POST 1 1/2" SCH 40 x 48 IN
32	10	RAIL HORZ-56	STRAIGHT RAIL POST 1 1/2" SCH 40 x 56IN
33	41	RB-1	RAIL BRACKET-EXTRUDED BEAM
34	8	RB-SQ	SQUARE RAIL BRACKET EXTRUDED BEAM
35	1	RE-SP	RAMP END HINGE PLATE
36	3	ST-1	STRUT WASHER
37	4	STGR-1	STAIR STRINGER 1
38	8	STGR-CLAMP	STRINGER CLAMP BAR
39	4	STGR-SHORT	STAIR STRINGER- SHORT
40	8	TSA 7-9	TRUSS STRUT ADJUSTABLE 7.9 FOOT

20FOOT WIDE RAMP
2 BOX TALL

DATE: 10/2021
SCALE: NTS
DRAWN BY: DP
REV:

EXTRAS

- Branding
- Wrap
- Branded snow tubes
- Artificial snow fall on slide
- Night time lighting
- Audio
- Entrance marquee
- Experiential tunnels
- Ticketing
- Other complementary winter attractions to include our synthetic ice rinks, synthetic curling lanes and photo ops



Available for long term rentals: Municipalities, Cities, Outdoor Lifestyle Centers, Stadiums, Zoos, Theme Parks, Malls, Convention Centers & More. Revenue share operations are available for high performing locations.

STACK BOX SNOW SLIDE INSTALLATION SNAP SHOT



Site is a Clean flat level spot 100x30 with commercial truck access and nothing overhead. Exact placement is noted.



Stack Box Containers and lifting equipment arrive onsite (small and large fork truck, scissor lift)



Stack Boxes stacked in exact placement



Assembly of Ramp beings



Assembly of Decking, staircases, handrails installed



Branding and safety signage installed



Artificial snow turf and lane dividers installed




Safety inspection



Ready to slide!

PHOTOS





800-275-0185

artificialiceevents.com